

# 1535nm 2mJ ~ 10mJ Microchip DPSS Laser

## 1

### PRODUCT DESCRIPTION

The 1535nm erbium - doped glass laser of ERDI uses co - doped Er:Yb phosphate glass and a semiconductor laser pumping source to generate a wavelength of 1.5 $\mu$ m. It belongs to a Class 1 eye - safe laser, featuring a small size and light weight. The pulse energy of this series of lasers ranges from 2mJ to 10 mJ, and the Pulse repetition rate is 1 - 5Hz. In laser ranging and LiDAR, especially in outdoor environments where long - distance optical transmission is required, this kind of DPSS laser is essential.



2 mJ / 4 mJ



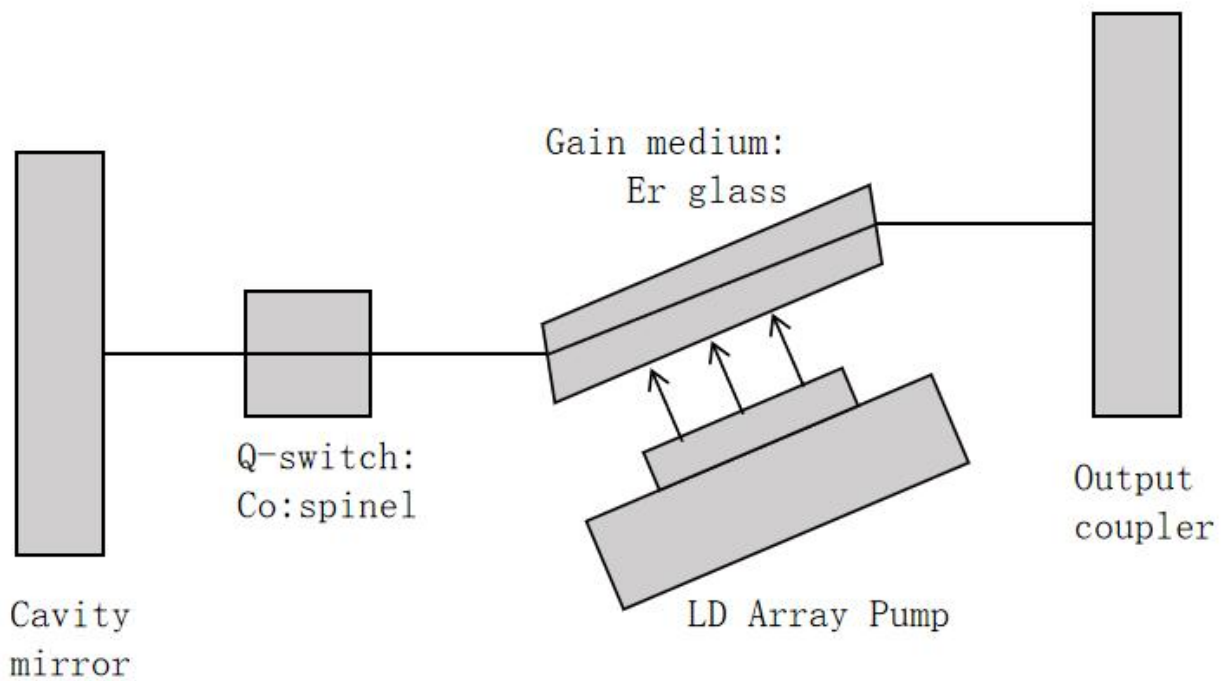
8 mJ / 10 mJ

## 2

### TECHNICAL SPECIFICATIONS

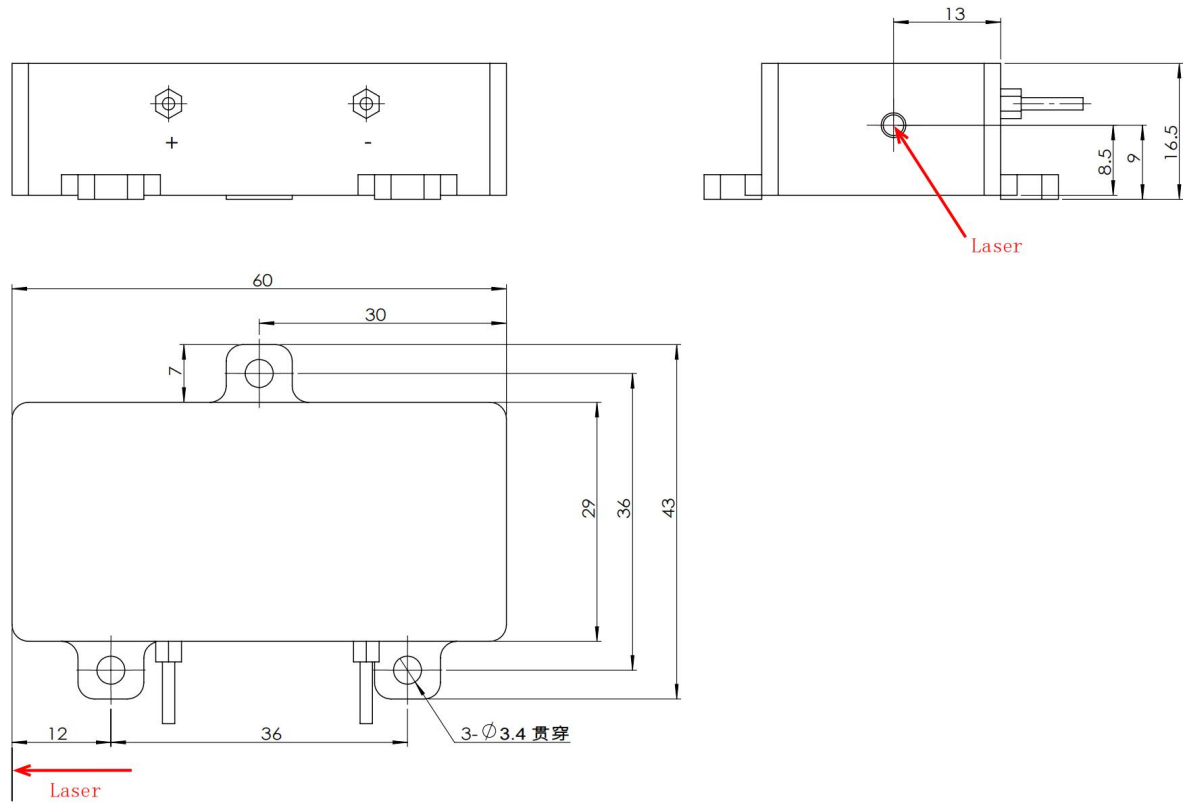
Model	ER2000	ER4000	ER8000	ER10000
Wavelength	1.54 $\mu$ m			
Eyesafe	Class 1			
Pulse energy	$\geq 2$ mJ	$\geq 4$ mJ	$\geq 8$ mJ	$\geq 10$ mJ
Laser Pulse width	12 ns	12 ns	10 ns	6 ns
Drive pulse width	$\leq 4$ ms	$\leq 4$ ms	$\leq 4$ ms	$\leq 4$ ms
Pulse repetition rate	1~5Hz	1~5Hz	1~5Hz	1~5Hz
Pulse stability	5%	5%	5%	5%
Raw Beam Diameter	0.5 mm	0.5 mm	0.8 mm	0.8 mm
Beam divergence angle	$\leq 4$ mrad	$\leq 4$ mrad	$\leq 4$ mrad	$\leq 4$ mrad
Beam Mode	TEM <sub>00</sub>	TEM <sub>00</sub>	TEM <sub>00</sub>	TEM <sub>00</sub>
Operating temperature	-40 $^{\circ}$ C ~ +65 $^{\circ}$ C	-40 $^{\circ}$ C ~ +65 $^{\circ}$ C	-40 $^{\circ}$ C ~ +65 $^{\circ}$ C	-40 $^{\circ}$ C ~ +65 $^{\circ}$ C

Storage temperature	-55 °C ~+ 75°C	-55 °C ~+ 75°C	-55 °C ~+ 75°C	-55 °C ~+ 75°C
Dimension (mm)	60×25×13.5mm <sup>3</sup>	60×25×13.5mm <sup>3</sup>	110×40×24mm <sup>3</sup>	110×40×24mm <sup>3</sup>
Weight	105 g	105 g	220 g	220 g
Voltage	5 V	5 V	15 V	15 V
Electric current	65 A	65 A	80 A	80 A
Impact	Meets MIL-STD-810G test standards			
Vibration	Meets MIL-STD-810G test standards			
Service life	≥10 million times			

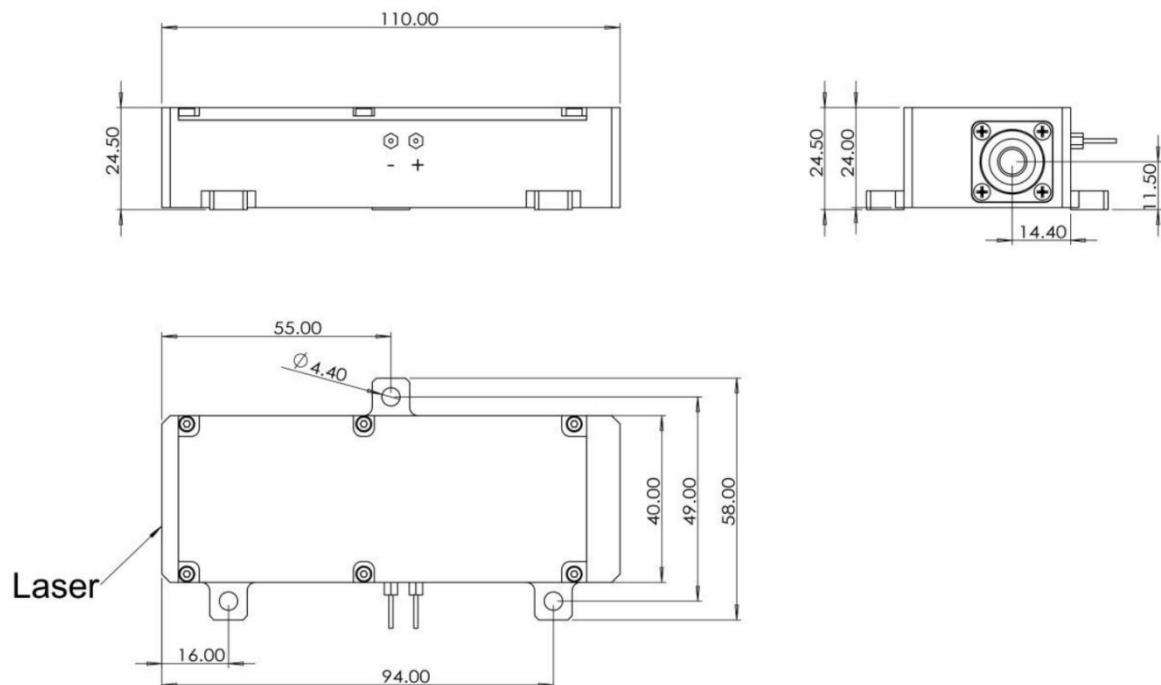


### 3

#### OUTLINE DIMENSION(mm)



**Figure 1 ER2000 / ER4000 Outline Dimensions**



**Note:** Please ensure that the bottom surface makes good contact with the heat sink.

**Figure 2 ER8000 / ER10000 Outline Dimensions**

## 4

### BRIEF INTRODUCTION TO THE PRINCIPLE

#### I. Basic Composition and Pumping Mechanism

The LD (Laser Diode) pumped erbium-doped glass laser is a solid-state laser that uses erbium-doped ( $\text{Er}^{3+}$ ) glass as the gain medium and a semiconductor laser as the pumping source. Its core working principle is as follows:

**Pumping Source:** The laser diode (LD) emits light of a specific wavelength (usually 940 nm). It excites the erbium ions to the metastable high-energy level through direct absorption or indirect energy transfer.

**Gain Medium:** During the stimulated emission process, the  $\text{Er}^{3+}$  ions in the erbium-doped glass transition from the  $^4\text{I}_{13/2}$  energy level to the ground state ( $^4\text{I}_{15/2}$ ), releasing laser light with a wavelength of approximately 1.535  $\mu\text{m}$ .

**Resonant Cavity:** It is composed of a high-reflectivity mirror and a partially reflective mirror. Through multiple reflections, it amplifies the photons and forms a coherent laser output.

#### II. Characteristics of the Eye-Safe Wavelength Band

The output wavelength of the erbium-doped glass laser is around 1.5  $\mu\text{m}$ , which falls within the near-infrared wavelength band. This wavelength is classified as "eye-safe" (Class 1M) according to international standards. Because the photon energy at this wavelength is relatively low, and it is easily absorbed by the anterior structures of the eyeball (such as the cornea and the lens), it can avoid causing damage to the retina. It is particularly suitable for applications in open environments.

## 5

### TECHNICAL ADVANTAGES

#### I. Compactness

The LD pumping technology is characterized by its small size and long lifespan, making it suitable for integration into portable devices.

#### II. Narrow Pulse Width

Combined with the passive Q-switching technology, it can generate nanosecond-level pulses, with peak powers reaching the kilowatt to megawatt range, meeting the requirements for long-distance ranging.

#### III. Environmental Adaptability

The 1.5 $\mu\text{m}$  wavelength band has a low transmission loss in the atmosphere (especially with strong penetrability in foggy and rainy environments), and it also has excellent resistance to background light interference.

# 6

## APPLICATIONS OF LASER RANGING

### I. Basic Principle

Laser ranging is based on the Time of Flight (ToF) method: a laser pulse is emitted towards the target, and the time difference of its reflected echo is measured.

### II. System Composition

**Transmitting end:** The LD - pumped erbium - doped glass laser generates high - energy, narrow - pulse (nanosecond - level) laser, which is collimated by an optical system and then emitted.

**Receiving end:** An InGaAs/APD detector (matched to the 1.5 $\mu$ m wavelength) is used to receive the echo signal. A high - sensitivity circuit (such as a transimpedance amplifier) processes the weak signal.

**Time measurement unit:** A time - to - digital converter (TDC) or a high - speed counter is used to achieve picosecond - level time resolution, ensuring centimeter - level ranging accuracy.

### III. Key Technical Parameters

**Pulse width:** The narrower the pulse width (e.g., a few nanoseconds), the more accurate the time measurement and the higher the ranging resolution (up to centimeter - level).

**Peak power:** High power (kilowatt to megawatt level) can improve the long - distance detection ability (typical range: hundreds of meters to tens of kilometers).

**Repetition frequency:** A high repetition frequency (kHz level) supports rapid and continuous ranging, suitable for dynamic target tracking.

### IV. Application Scenarios

**Military field:** It is used in the fire - control systems of tanks and warships, as well as handheld rangefinders, ensuring safety and concealment. The miniaturized design of LD pumping supports the lightweight of equipment, making it suitable for mobile platforms such as drones, for example, micro - and small - sized electro - optical pods.

**Topographic mapping:** Airborne/spaceborne LiDAR systems use erbium - doped glass lasers to obtain high - precision three - dimensional maps.

**Industrial inspection:** It is used for the structural monitoring of bridges and buildings, or for obstacle ranging in robot navigation.



**Microjoule-level products:** They are small in size and light in weight, making them convenient for modular integration with the circuit boards of micro and small rangefinders.

**Millijoule-level products:** They have large single-pulse energy and high peak power, and are suitable for long-distance ranging equipment over 15 kilometers, such as miniaturized electro-optical pods.

